



Dr. Sukumar J. Magdum Foundation,
Late Mrs. Housabai Homoeopathic Medical College & Hospital,
Sangli - Kolhapur Highway, Ichalkaranji Phata, Near Dharmnagar,
A/p- Nimshirgaon, Tal- Shirol, Dist- Kolhapur-416101 (Maharashtra)
Office Phone No.- (02322) 295503 Mobile No.: 9422582621, 9422421294

Website: www.lhmc.co.in
Email: lhmc.20@gmail.com
(Approved by Ayush New Delhi, NCH New Delhi, Maharashtra State Govt. & Affiliated to MUHS Nashik)

ANATOMY DEPARTMENT
Syllabus Distribution (Revised)
1st BHMS

New Batch 2024-25 Date-24/10/2024

SR.NO	NAME OF FACULTY	SYLLABUS
1	DR V. S. Akalekar	1] General Anatomy
		2] Embryology
		3] Brain
		4] Head, Neck & Face
		5] Lower Extremity
2	DR Swati Bhosale	1] General Anatomy
		2] Histology
		3] Head Neck Face
		4] Abdomen Pelvis & Perineum
2	DR Umesh Jangonda	1] Upper Extremity
		2] Thorax
		3] Abdomen Pelvis & Perineum


Lecturer

Dept. of Anatomy
H.H.M.C. Nimshirgaon


Reader

Dept. of Anatomy
H.H.M.C. Nimshirgaon



H. O. D.
Anatomy Dept.



Dr. Sukumar J. Magdum Foundation,
Late Mrs. Housabai Homoeopathic Medical College & Hospital,

Sangli - Kolhapur Highway, Ichalkaranji Phata, Near Dharmnagar,
A/p- Nimshirgaon, Tal- Shirol, Dist- Kolhapur-416101 (Maharashtra)

Office Phone No.- (02322) 295503

Mobile No.: 9422582621, 9422421294


hlmc.20@gmail.com

Website: www.hlmc.co.in

(Approved by Ayush New Delhi, NCH New Delhi, Maharashtra State Govt. & Affiliated to MUHS Nashik)

**ANATOMY DEPARTMENT
TEACHING PLAN 2023-24
DR V. S. AKALEKAR**

Sr. No.	Month	TOPIC	NO OF LECTURES (Hrs) 2& Half hour per week)
FIRST TERM			
1	November	Foundation course	--
2	December	Genetics	02
		i. DNA & RNA	01
		ii. Chromosomes	01
		iii. Genes	01
		iv. Inheritances	01
		v. Genetic basis of diseases and Integration with homoeopathic concept of miasmatic influence	02
		Revision	01
		Definition & subdivision of Anatomy	01
		Anatomical terms of position & Movements	02
3	January	Joints	02
		Lymphatic system	02
		Nerves	02
		Glands: types and classification	02
		Revision	01
		Embryology Introduction	01
4	February	Spermatogenesis	01
		Oogenesis	01
		Fertilization	01
		Cleavage & Implantation	02
		Bilaminar disc formation	02
		1 st Periodical Exam	--
5	March	Gastrulation, Germ layers & Derivatives	03
		Intraembryonic derivatives-Somite's	01
		Ossification	01


Professor
Dept. of Anatomy
H.H.M.C. Nimshirgaon


		Notochord	02
		Folding of Embryo	02
		Placenta	01
6	April	Revision	01
		1st Terminal Exam	--
		Intro- CNS	01
		Meninges & CSF	01
		Dura Matter	01
		Dural venous sinuses	01
SECOND TERM			
7	May	Pituitary Gland	01
		Spinal cord	01
		Medulla Oblongata	01
		Pons	01
		Cerebellum	01
		Summer vacation	---
8	June	4 th Ventricle	01
		Mid Brain	01
		Diencephalon-Thalamus & Hypothalamus	02
		3 rd Ventricle	01
		Cerebrum – External Features	02
		Functional areas of Cerebral cortex	01
		Revision	02
9	July	Lateral Ventricle	01
		White Matter of Cerebrum- Corpus callosum & Internal Capsule	02
		Basal Ganglia	01
		Blood Supply of Brain	02
		Cranial Nerves	01
		2nd Periodical Exam	
10	August	Cranial Nerves	05
		Systemic Embryology-Development of Brain	02
		Systemic Embryology; Pharyngeal Arches Derivatives	01
		Revision	02
11	September	Histology of Pituitary Gland	01
		Histology of Thyroid Gland	01
		Histology of Tongue	01
		Revision	07
12	October	Lower Extremity Introduction	01
		2nd Terminal Exam	---
		Winter Vacation	

THIRD TERM


Professor


Dept. of Anatomy
H.H.M.C. Nijshirgaon

13	November	Front of Thigh	02
		Femoral Triangle	01
		Femoral Artery	01
		Lumbar Plexus & Femoral Nerve	02
		Medial compartment of Thigh	01
		Obturator Nerve	01
		Gluteal Region	02
4	December	Sacral plexus,	01
		Sciatic nerve,	01
		Tibial nerve, Common Peroneal nerve	02
		Back of Thigh	01
		Popliteal Fossa	01
		Hip Joint	02
		Front of leg	01
		Dorsum of foot	01
	January	Anterior Tibial Artery	01
		Deep Peroneal nerve	01
		Back of leg	01
		Tibial Nerve	01
		Posterior Tibial artery	01
		Side of leg	01
		Superficial Peroneal Nerve	01
		3 rd Periodical Exam	—
	February	Retinaculum around ankle	01
		Sole of foot	02
		Knee joint	02
		Ankle joint	01
		Arches of foot	01
		Arches of foot	01
		Venous Drainage of Lower extremity	02


Professor
Dept. of Anatomy
H.H.M.C. Nimshirgaon

17	March	Revision	07
		MUHS EXAM	---
18	April	MUHS EXAM	---
			Total-


Professor
Dept. of Anatomy
H.H.M.C. Nimshirgaon


H. O. D.
Anatomy Dept



Dr. Sukumar J. Magdum Foundation,
Late Mrs. Housabai Homoeopathic Medical College & Hospital,

Sangli - Kolhapur Highway, Ichalkaranji Phata, Near Dharmnagar,

A/p- Nimshirgaon, Tal- Shirol, Dist- Kolhapur-416101 (Maharashtra)

Office Phone No. - (02322) 295503

Mobile No.: 9422582621, 9422421294

hhmc.20@gmail.com

Website: www.hhmc.co.in

(Approved by Ayush New Delhi, NCH New Delhi, Maharashtra State Govt. & Affiliated to MUHS Nashik)

DEPARTMENT OF HUMAN ANATOMY
TEACHING PLAN 2024-25
DR. SWATI H. BHOSALE

Sr. No.	Month	TOPIC	NO OF LECTURES (Hrs) 2 1/2 per week)
FIRST TERM			
01	November	Foundation course	--
02	December	Modern concepts of cell and its components; cell division, types with their significance	03
		Basic tissues	02
		History of Anatomy	01
		Revision	01
		Anatomical terms of position & movements	02
		Skin, superficial & deep fasciae	01
03	January	Skin, superficial & deep fasciae	01
		Muscles	02
		Bones	02
		Blood Vessels	02
		Introduction-Histology	01
		Epithelial tissue	02
04	February	Revision	01
		Connective Tissue	02
		Cartilage	01
		Bone	01
		Muscle Tissue	02
		1st Periodical Examination	---
05	March	Nervous tissue	01
		Skin	02
		Revision	01
		Lymphoid Organs	02
		Blood Vessels	02
		Glands	01
		Glands	01
06	April	Revision	01

Swati H. Bhosale
Reader


Dept. of Anatomy
H.H.M.C. Nimshirgaon

		Introduction-HNF	01
		Scalp	02
		Face: muscles, nerves and blood vessels	01
		1st Terminal Examination	
SECOND TERM			
07	May	Face: muscles, nerves and blood vessels	01
		Lachrymal apparatus	01
		Side of the neck: Posterior triangle	01
		Summer vacation	--
08	June	Front of the neck: Anterior triangle and its subdivisions	03
		Deep cervical fascia	01
		Back of the neck: Suboccipital triangle	01
		Contents of vertebral canal	01
		Parotid gland	01
		Submandibular gland	01
		Revision	02
09	July	Muscles of mastication	01
		Temporomandibular joint	01
		Thyroid gland	02
		Extraocular muscles	01
		Oral cavity	01
		Soft palate and palatine tonsil	01
		2nd Periodical Examination	--
10	August	Pharynx	02
		Larynx	02
		Ear: EAC & middle ear, inner ear	02
		Eustachian tube	01
		Common & Internal carotid artery	01
		External carotid artery	02
11	September	Vertebral artery	01
		Internal Jugular vein	01
		Systemic embryology: Pharyngeal arches: derivatives	01
		Revision	7
12	October	Introduction Abdomen Pelvis & Perineum	01
		Stomach	02
		Diwali vacation	--
		2nd Terminal Exam	--
THIRD TERM			

Sr
Reader

Dept. of Anatomy
H.H.M.C. Nimshirgaon

13	November	Liver	02
		Gall Bladder & Extrahepatic Biliary apparatus	02
		Spleen	01
		Portal Venous System	02
		Abdominal Aorta	01
		Posterior abdominal wall	01
		Urinary bladder	01
14	December	Urinary bladder	01
		Ureter	01
		Revision	01
		Systemic Histology- Digestive system	04
		Systemic Embryology- Digestive system	03
15	January	Systemic Embryology- Digestive system	01
		Systemic Embryology- Development of urogenital organs	02
		Systemic Histology- Urinary system & Suprarenal Gland	02
		Systemic Histology- Male Reproductive system	02
		3 RD Periodical Examination	
16	February	Systemic Histology- Female reproductive system	02
		Revision	08
17	March	Revision	06
		MUHS Theory Exam	-----
18	April	MUHS Oral Practical Exam	-----


Reader
 Dept. of Anatomy
 H.H.M.C. Nimshirgaon


H. O. D.
 Anatomy Dept.



Dr. Sukumar J. Magdum Foundation,
Late Mrs. Housabai Homoeopathic Medical College & Hospital,

Sangli - Kolhapur Highway, Ichalkaranji Phata, Near Dharmnagar,

A/p- Nimshirgaon, Tal- Shirol, Dist- Kolhapur-416101 (Maharashtra)

Office Phone No.: (02322) 295503

Mobile No.: 9422582621, 9422421294


hhmc.20@gmail.com

Website: www.hhmc.co.in


(Approved by Ayush New Delhi, NCH New Delhi, Maharashtra State Govt. & Affiliated to MUHS Nashik)

**ANATOMY DEPARTMENT
TEACHING PLAN 2024-25
DR U.S.JANGONDA**


Sr. No.	Month	TOPIC	NO OF LECTURES (Hrs) (2 per week)
FIRST TERM			
1	November	Foundation course	01
2	December	Upper Extremity Introduction	01
		Pectoral region & Axilla	02
		Mammary Gland	02
		Brachial Plexus	02
		Axillary artery	01
3	January	Back & intermuscular spaces around Axilla	02
		Shoulder joint	02
		Arm, cubital fossa, Brachial artery	02
		Forearm Anterior compartment	02
4	February	Forearm Posterior compartment	02
		Flexor retinacula & Extensor retinacula	01
		Palmar aponeurosis & Palmar Space	02
		Intrinsic muscle of Hand	01
		1st Periodical Examination	
5	March	Musculocutaneous & Axillary Nerve	01
		Radial artery	01
		Ulnar artery	01
		Median nerve	02
		Ulnar Nerve	01
		Radial nerve	02
6	April	Venous drainage of upper Extremity	01
		Elbow joint	01
		Radioulnar Joint	01
		Wrist joint	01
		1st Terminal Examination	
SECOND TERM			
07	May	Thorax Introduction	01
		Intercostal space	02


Lecturer
Dept. of Anatomy
H.H.M.C. Nimshirgaon

		Pleura	01
		Summer vacation	01
8	June	Pleura	03
		Lungs	02
		Mediastinum	01
		Trachea	01
		Revision	02
9	July	Pericardium	01
		Histology of Lung & Lung	02
		Heart	01
		Heart	---
		2 nd Periodical examination	02
10	August	Blood Supply of Heart	01
		Superior Mediastinum- Superior Venacava	01
		Inferior Venacava	01
		Superior Mediastinum- Arch Of Aorta	02
		Posterior Mediastinum-azygous vein & Thoracic Duct	01
		Revision	02
11	September	Posterior Mediastinum-Oesophagus & Descending Thoracic Aorta	01
		Revision	01
		Diaphragm	01
		Revision	03
		Systemic Embryology- Development of Heart & Lung	---
12	October	Diwali vacation	----
		2 nd Terminal examination	-----
		Introduction of abdomen & pelvis	01
		Anterior Abdominal wall	02
THIRD TERM			
13	November	Peritoneum	02
		Duodenum	01
		Pancreas	02
		Jejunum & Ilium, Superior Mesenteric artery	01
		Jejunum & Ilium, Superior Mesenteric artery	02
14	December	Caecum & Appendix	02
		Large Intestine	02
		Kidney	02
		Prostate Gland	02
15	January	Suprarenal Gland	01
		Ovary	01
		Uterus	01
		Fallopian tube	01
		Scrotum	01
		Testis	01
		3 rd Periodical examination	
16	February	Vas Difference	01
		Rectum	01


Lecturer
 Dept. of Anatomy
 H.H.M.C. Nimshirgaon

		Anal Canal	01
		Walls of Pelvis including pelvic diaphragm	02
		Perineum-Superficial & deep Perinea pouches	03
17	March	Ischio-rectal fossa	01
		Revision	03
		MUHS Theory Exam	-----
18	April	MUHS Oral Practical Exam	-----


Lecturer
 Dept. of Anatomy
 H.H.M.C. Nimshirgaon


H. O. D.
 Anatomy Dept.



Dr. Sukumar J. Magdum Foundation,
Late Mrs. Housabai Homoeopathic Medical College & Hospital,
Sangli - Kolhapur Highway, Ichalkaranji Phata, Near Dharmnagar,
A/p- Nimshirgaon, Tal- Shirol, Dist- Kolhapur-416101 (Maharashtra)
Office Phone No.- (02322) 295503 Mobile No.: 9422582621, 9422421294
hhmc.20@gmail.com Website: www.hhmc.co.in
(Approved by Ayush New Delhi, NCH New Delhi, Maharashtra State Govt. & Affiliated to MUIIS Nashik)

ANATOMY DEPARTMENT
1ST BHMS
NON LECTURE PRACTICAL TEACHING PLAN -2024-25

SR.NO.	MONTH	TOPIC	NO OF PRACTICALS (2 Hrs./practical's)
1	November 2024	Foundation course	----
2	December 2024	Introduction	02
		Epithelial tissue	04
		Connective tissue	02
		Connective tissue	02
		Connective tissue	02
		Muscle tissue	02
		Nervous tissue	02
		Bone Introduction	01
		Clavicle	02
		Scapula	01
3	January 2025	Skin	02
		Lymphoid organ	04
		Blood Vessels	02
		Glands	02
		Revision	02
		Upper Extremity- Introduction	02
		Pectoral region	02
		Scapula	01

Sr
Reader
Dept. of Anatomy
H.H.M.C. Nimshirgaon


V9
H. O. D.
Anatomy Dept.


		Humerus	02
		Radius	01
4	February2025	Axilla	02
		Back & Shoulder	02
		Arm & Cubital Fossa & Back of arm	02
		Front of Forearm & Palm of Hand	04
		Back of Forearm & Dorsum of Hand	02
		Radius	01
		Ulna	02
		1st Periodical Exam	---
5	March2025	Joint of upper extremity	02
		Radiology of upper Extremity	02
		Surface Marking- Upper Extremity	04
		Revision	08
		Articulated Hand	02
		Revision	02
6	April2025	Introduction	02
		Anterior Thoracic wall, Intercostal space & content	02
		Pleura & Lung	04
		Sternum Ribs-Typical & Atypical	02
		1 st Terminal Examination	===
SECOND TERM			
7	May2025	Content of superior mediastinum & Pericardium	02
		Heart External	02
		Interior of Heart	02
		Content of Posterior Mediastinum	02
		Thoracic Vertebra- Typical & Atypical	02
		Summer Vacation	---
8	June2025	Systemic Histology Trachea & Lung	02
		Surface Marking Thorax	04
		Radiology Thorax	02
		Introduction Head neck Face	02
		Scalp	02
		Face	02
		Posterior Triangle	02
		Skull	04
9	July2025	Anterior Triangle	02

82
Reader
 Dept. of Anatomy
 H.H.M.C. Nimshirgaon


W
H. O. D.
 Anatomy Dept.


		Back of Neck	02
		Cranial cavity & content of vertebral column	04
		Deep Dissection of Neck	02
		Orbit, Eye ball	02
		Skull	02
		Hyoid Bone	01
		2nd Periodical Examination	----
			02
10	August 2025	Ear	02
		Parotid Region	02
		Temporal & Infratemporal region	02
		Submandibular region	02
		Mouth tongue & Pharynx	02
		Nose & Larynx	02
		Temporo mandibular joint & Joints of Neck	02
		Radiology of HNF	02
		Mandible	02
		Cervical Vertebra- Typical Atypical	02
10	September 2025	Surface Marking HNF	02
		Systemic Histology- Thyroid Gland	02
		Systemic Histology- Pituitary Gland	02
		Revision	02
		Introduction CNS	02
		Parts of Brain	04
		Spinal cord	02
		Hip Bone	02
		Femur & Patella	02
11	October 2025	Ventricle	02
		Radiology of Brain	02
		Systemic Histology Nervous tissue- Cerebrum, Cerebellum	02
		Introduction	02
		Tibia	02
		2nd Terminal Exam	--
		Winter Vacation	--
THIRD TERM			
12	November 2025	Dissection Front of Thigh	04
		Medial side of Thigh	02
		Gluteal region	02
		Back of Thigh & Popliteal fossa	02
		Front of Leg & Dorsum of foot	02
		Leg Medial Lateral & Back	04


Reader
 Dept. of Anatomy
 H.H.M.C. Nimshirgaon


H. O. D.
 Anatomy Dept.

		Fibula	02
		Articulated Foot	02
13	December2025	Sole of foot	04
		Joint of Lower extremity	02
		Surface Marking Lower Extremity	02
		Radiology of Lower extremity	02
		Revision	02
		Introduction Abdomen Pelvis	02
		Anterior Abdominal wall	02
		Lumbar Vertebra	02
		Sacrum & Joint	02
14	January2026	External genital of Male	02
		Abdominal Cavity	02
		Stomach & Spleen	02
		Small Intestine, Jejunum Ilium	02
		Duodenum & Pancreas	02
		Liver Gall Bladder & Blood vessels of Digestive system	02
		Articulated Pelvis Male & Female	02
		Revision	01
		3 RD Periodical Examination	---
16	February2026	Kidney Suprarenal Gland	02
		Posterior Abdominal wall & Diaphragm	02
		Walls of Pelvis & Pelvic cavity	02
		Urinary Bladder Urethra & Prostate	02
		Ovary Uterus, Fallopian tube	02
		Sigmoid Colon, Rectum & Anal canal	02
		Systemic Histology- Digestive system Basic Structure of GIT	02
		Systemic Histology- Digestive system, Liver, Gall Bladder, Pancreas	02
		Surface Marking Abdomen	04
17	March2026	Systemic Histology- Urinary System	02
		Systemic Histology- Male Reproductive System	02
		Systemic Histology-Female Reproductive System	02
		Radiology of Abdomen	02
		MUHS EXAM	---
18	April2026	MUHS EXAM	---
			Total-263


Reader
 Dept. of Anatomy
 H.H.M.C. Nimshirgaon.


H. O. D.
 Anatomy Dept.